



SABS12 THRU SABS120

SURFACE MOUNT SCHOTTKY BRIDGE RECTIFIERS

Reverse Voltage - 20 to 200 Volts Forward Current - 1.0 Ampere

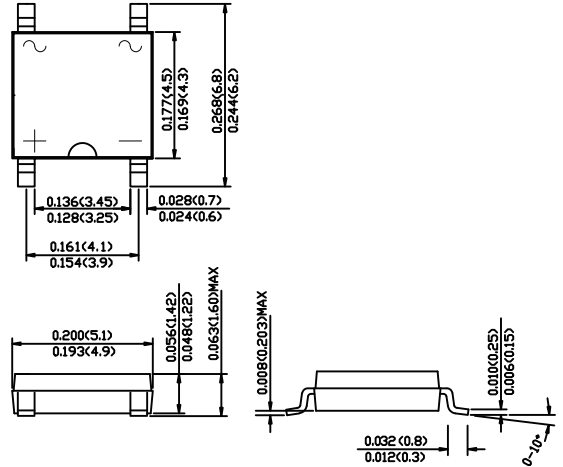
FEATURES

The plastic package carries Underwriters Laboratory Flammability Classification 94V-0
 Schottky technology
 Ideal for automated placement
 High surge current capability
 Built-in strain relief, ideal for automated placement
 High forward surge current capability
 High temperature soldering guaranteed:
 260°C/10 seconds at terminals
 Green compound (halogen & Sb₂O₃ free)

MECHANICAL DATA

Case: Molded plastic body
Terminals: Plated leads solderable per MIL-STD-750, Method 2026
Polarity: Polarity symbols marked on case
Mounting Position: Any

ABS



MAXIMUM RATINGS AND ELECTRICAL CHARACTERISTICS

Ratings at 25°C ambient temperature unless otherwise specified.
 Single phase half-wave 60Hz, resistive or inductive load, for capacitive load current derate by 20%.

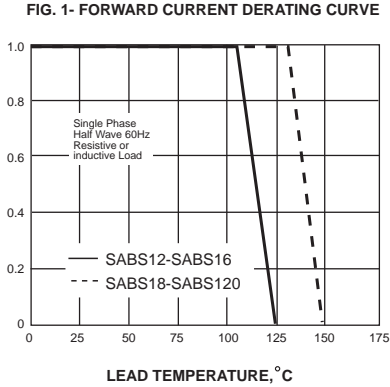
	SYMBOLS	SABS12	SABS13	SABS14	SABS15	SABS16	SABS18	SABS110	SABS115	SABS120	UNITS	
Maximum repetitive peak reverse voltage	V _{RRM}	20	30	40	50	60	80	100	150	200	V	
Maximum RMS voltage	V _{RMS}	14	21	28	35	42	56	70	105	140	V	
Maximum DC blocking voltage	V _{DC}	20	30	40	50	60	80	100	150	200	V	
Maximum average forward rectified current at T _L (see fig. 1)	I <sub(av)< sub=""></sub(av)<>	1.0									A	
Peak forward surge current 8.3ms single half sine-wave superimposed on rated load	I _{FSM}	30.0									A	
Maximum instantaneous forward voltage at 1.0A	V _F	0.55			0.70		0.85		0.95		V	
Maximum DC reverse current at rated DC blocking voltage	I _R	0.5				10.0			0.2		mA	
TA=25°C TA=100°C						5.0		2.0				
Typical junction capacitance (NOTE 1)	C _J	110				90				pF		
Typical thermal resistance (NOTE 2)	R _{θJA}	75.0									°C/W	
Operating junction temperature range	T _J	-55 to +125					-55 to +150					°C
Storage temperature range	T _{STG}	-55 to +150									°C	

Note: 1. Measured at 1MHz and applied reverse voltage of 4.0V D.C.
 2. P.C.B. mounted with 0.2x0.2" (5.0x5.0mm) copper pad areas

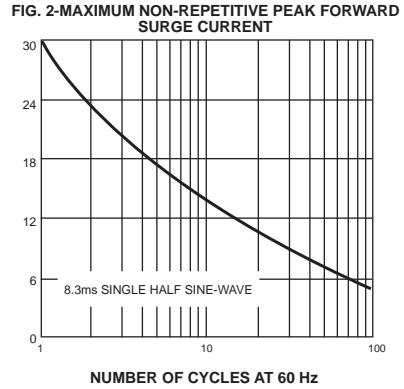


RATINGS AND CHARACTERISTIC CURVES SABS12 THRU SABS120

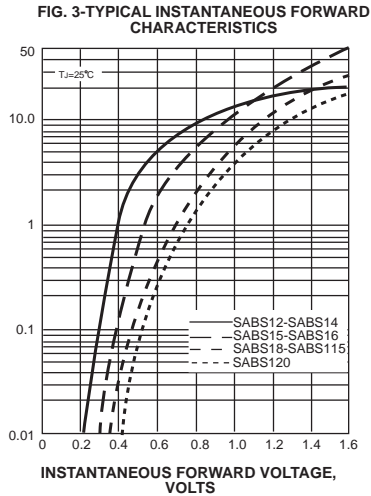
AVERAGE FORWARD RECTIFIED CURRENT, AMPERES



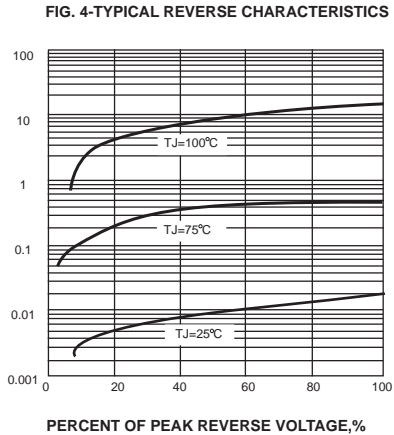
PEAK FORWARD SURGE CURRENT, AMPERES



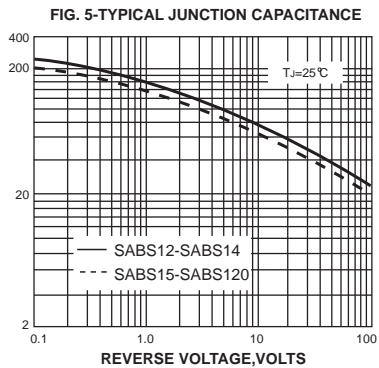
INSTANTANEOUS FORWARD CURRENT, AMPERES



INSTANTANEOUS REVERSE CURRENT, MILLIAMPERES



JUNCTION CAPACITANCE, pF



TRANSIENT THERMAL IMPEDANCE, °C/W

